

Accessing GALE Research Databases:

GALE Virtual Reference Library (GVRL), GREENR (Global Reference on the Environment, Energy and Natural Resources), Interactive Science, Literature Resource Center, Power Search, Student Resources in Context, and TERC (Testing and Education Reference Center)

@School

Use these directions to access the GALE research databases at school.

- Open a web browser and go to the **Carl Hayden Community High School website** -
 - Click on the orange **LIBRARY RESOURCES** icon on the left
 - Select the **Databases** link from the quick links menu on the left
 - From the DATABASES webpage, click on the link for the specific GALE research database you need. Database options: GALE Virtual Reference Library (GVRL), GREENR (Global Reference on the Environment, Energy and Natural Resources), Interactive Science, Literature Resource Center, Power Search, Student Resources in Context, and TERC (Testing and Education Reference Center)

@Home

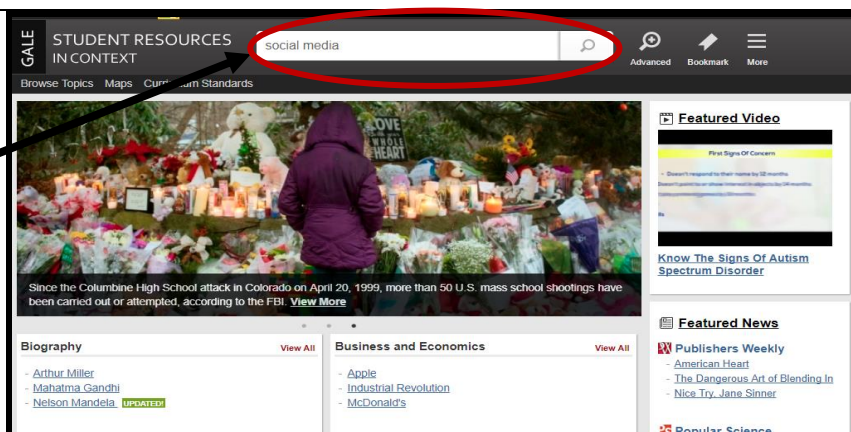
Use these directions to access GALE research databases at home.

- Follow **ALL** the @SCHOOL directions listed above and use Hayden's remote access password. *Visit the Hayden Library to get your access card with all the login information required for remote access.*

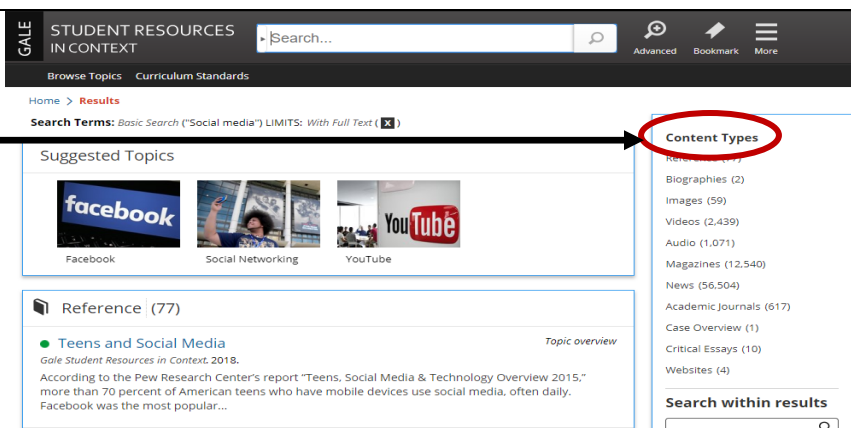
Searching GALE Research Databases & Source Citations

Searching GALE Research Databases

- You can conduct a **BASIC SEARCH** by typing your subject/topic into the quick search box at the top.

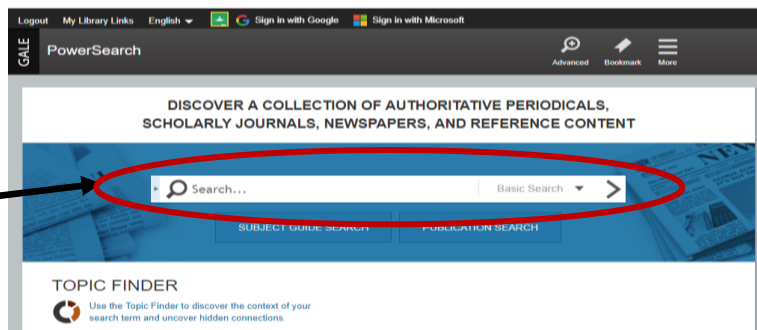


- Filter your results by using the **CONTENT TYPES MENU**. (Located to the right of the results screen.)
- Also, try narrowing by **SUBJECTS** or **DOCUMENT TYPE**
- **Sort by – RELEVANCE** (if available)



Power Search in the GALE Research Databases

- To search in **ALL** the GALE research databases at one time, click on the Power Search link on the Databases webpage.
- Once in the Power Search database, enter your search term in the quick search box in the middle of the screen.

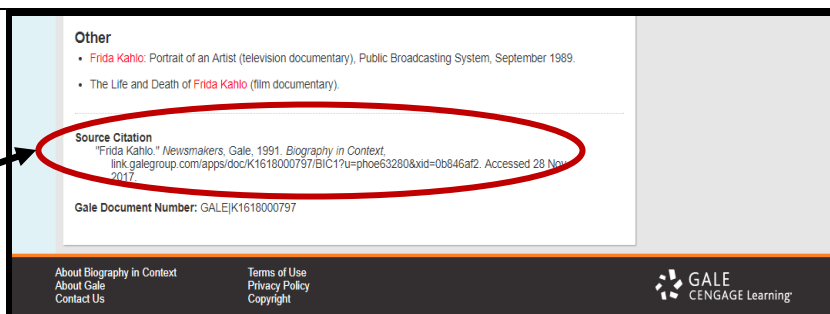


Effective Search Strategies

- When searching, enter your topic in the form of **keywords**. Do **NOT** type searches in the form of a question!
- If you get too **few** results, try a related word – perhaps a **synonym** – separated with **OR**
Examples: Pompeii or Vesuvius flu or influenza mine warfare or land mines
- Search by both singular and plural: volcano **OR** volcanoes
- When searching the GVRL (Gale Virtual Reference Library), use the **Table of Contents** and/or **Book Index** to help you quickly locate information inside an electronic reference book.
- Sort by **Relevancy** (if available)

Source Citations

- Source citations are listed at the **bottom** of each information article.



- Citations can also be accessed by selecting **CITATION TOOLS** from the Tools menu to the right of information articles.

- Source citations are available in both **MLA** and **APA** formats. Just do a copy and paste into your Works Cited or References document.

